

Opening Bell 2023: Global Market Outlook

Key issues for 2023 – interest rates
and recession



Steven Bell
Chief economist,
EMEA

Contact us

 columbiathreadneedle.com

 Follow us on LinkedIn

The outlook is looking a lot better than it was, as US inflation turns down and energy prices fall. However, I still think that equity markets will struggle in the next few months or so, as we move into recession.

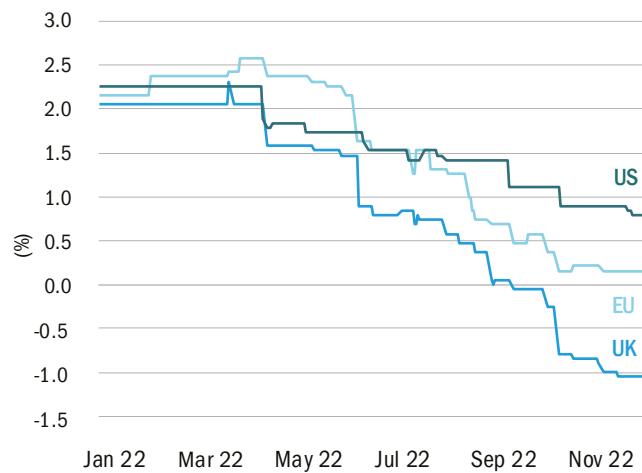
High energy costs will mean that the euro zone economy will be, at the very best, flat. However, a mild winter means a mild recession. The UK economy has an additional burden from rising mortgage costs.

The US economy has a different problem, wages rather than energy prices, so needs a different solution. The Fed will continue to raise rates until a recession eases the inflationary pressures from the overheated jobs market.

I don't think that we're going to have a deep or long-lasting recession – the financial problems that normally cause a severe or protracted recession are just not there. That means that we will also see economies and markets recover in 2023.

Growth forecasts stabilise at low levels

Consensus growth forecasts for Q4 2023 GDP growth



Source: Columbia Threadneedle Investments and Bloomberg as at 6 Jan 2023. Estimates and forecasts are provided for illustrative purposes only. They are not a guarantee of future performance and should not be relied upon for any investment decision. Estimates are based on assumptions and subject to change without notice.


US inflation is headed lower, but the journey to 2% needs a recession

The main driver of inflation in the US is not energy prices, but wage growth running at over 5%. This wage growth is a product of an overheated labour market.

The Fed is therefore going to keep hiking rates to choke off the economy and its demand for new jobs. Unemployment needs to rise, from the current 3.5% to probably around 5%, to get wage inflation back into balance with an overall inflation target of 2%.

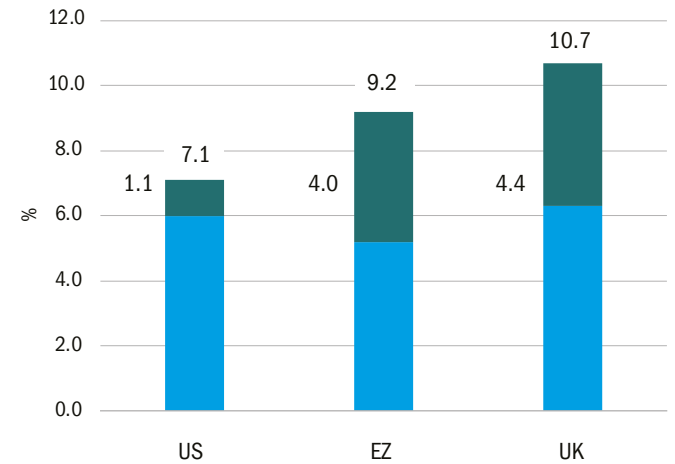
The good news is that the US economy is very flexible and so this adjustment can be made swiftly. Other areas, like the housing market, are already adjusting rapidly.

I don't think that the US is going to have a deep or long-lasting recession



Inflation US, EZ and UK, US core high, headline low

Consumer price inflation % year on year



Source: Columbia Threadneedle Investments and Bloomberg as at 28 Nov 2022

The mild winter has been a stroke of good fortune for Europe

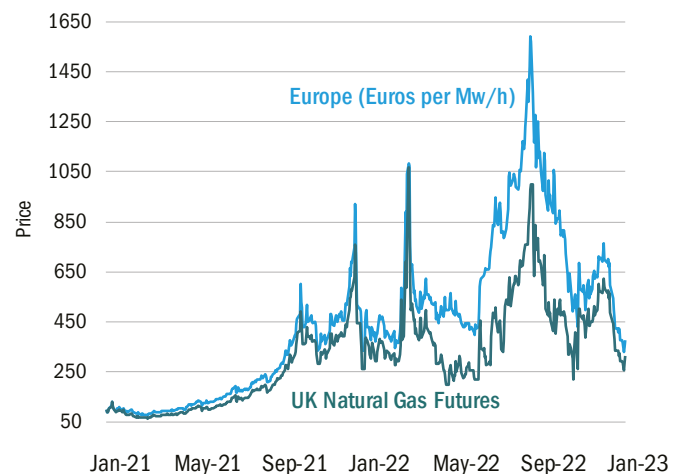
Near term natural gas prices in Europe have tumbled, but they remain high for next winter. The crisis is not over, but the mild winter has reduced the pain and given more time for a shift to new sources of energy for Europe for the next winter.

Natural gas prices in Europe for the winter of 2023/4 are still five times the level in the US, so the incentives to deliver energy to those markets remain huge and the speed and scale of the market response is likely to be a positive surprise.

European consumers are deeply depressed at present, but falling energy prices will ease the pressures on them and, when confidence improves, they have unspent 'Covid piggy banks'.

Near term European gas prices tumble

Futures prices for next month delivery



Source: Columbia Threadneedle Investments and Bloomberg as at 6 Jan 2023

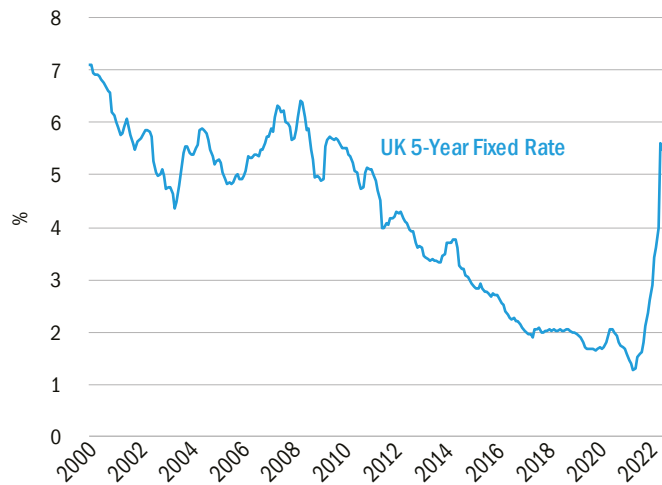
UK faces inflation and recession in 2023, but the 2024 election cycle should support recovery

The UK economy is set to underperform in 2023 as it faces a combination of a pan-European energy crisis and an overheated jobs market.

Higher mortgage rates will have a significant impact on the key housing market and mean consumers remain under pressure.

A recession in 2023 will be followed by economic recovery. The election cycle means that Sunak has an incentive to take necessary pain now and to support a recovery in 2024 ahead of the next General Election.

Rising UK mortgage rates to push economy into recession




Source: Columbia Threadneedle Investments and Bloomberg as at 6 Jan 2023

Recessions are bad for equities, but recovery will also follow in 2023

Market consensus for US corporate earnings growth for 2023 has fallen to below average, but remains positive. Most investors are more cautious still. However, if you accept my view that the US needs to have a recession to get wage inflation to sustainable levels, then corporate earnings will inevitably decline.

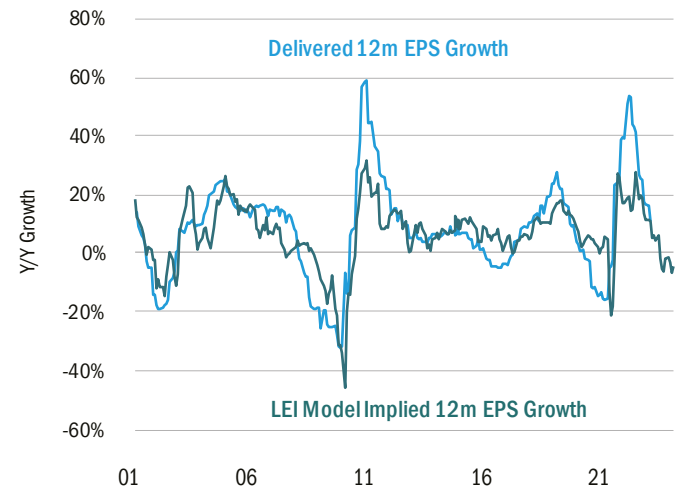
The UK economy is set to underperform in 2023



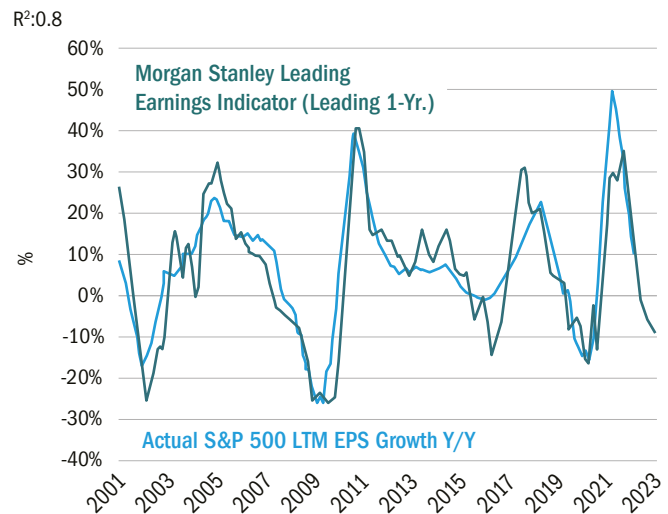
While a lot of negativity is priced into equity market, I don't think it's quite enough. History shows that US equities always fall during a recession. Thereafter there will be opportunities as we expect a swift recovery to follow in 2023.

China will also help boost the recovery in the latter part of the year. While the decision to go from 'covid-zero' to 'covid-100' is causing chaos, that will not prevent an economic recovery emerging. This will be supportive for commodities and emerging market equities overall, but these are areas where you need to be very selective as an investor, reflecting the great diversity within these asset categories.

Models forecast negative EPS growth for S&P 500 this year



Source: Columbia Threadneedle Investments, Bloomberg and Barclays, as at 9 Jan 2023. Estimates and forecasts are provided for illustrative purposes only. They are not a guarantee of future performance and should not be relied upon for any investment decision. Estimates are based on assumptions and subject to change without notice.



Source: Morgan Stanley, as at 1 Nov 2022.

Note: The LEI is a top down macro indicator consisting of the dollar, manufacturing PMI survey data, consumer confidence, housing related data, and credit spreads

To find out more visit columbiathreadneedle.com



Important Information

For use by professional clients and/or equivalent investor types in your jurisdiction (not to be used with or passed on to retail clients). This is an advertising document. This document is intended for informational purposes only and should not be considered representative of any particular investment. This should not be considered an offer or solicitation to buy or sell any securities or other financial instruments, or to provide investment advice or services.

Investing involves risk including the risk of loss of principal. Your capital is at risk. Market risk may affect a single issuer, sector of the economy, industry or the market as a whole. The value of investments is not guaranteed, and therefore an investor may not get back the amount invested. International investing involves certain risks and volatility due to potential political, economic or currency fluctuations and different financial and accounting standards. Risks are enhanced for emerging market issuers.

The securities included herein are for illustrative purposes only, subject to change and should not be construed as a recommendation to buy or sell. Securities discussed may or may not prove profitable. The views expressed are as of the date given, may change as market or other conditions change and may differ from views expressed by other Columbia Threadneedle Investments (Columbia Threadneedle) associates or affiliates. Actual investments or investment decisions made by Columbia Threadneedle and its affiliates, whether for its own account or on behalf of clients, may not necessarily reflect the views expressed. This information is not intended to provide investment advice and does not take into consideration individual investor circumstances. Investment decisions should always be made based on an investor's specific financial needs, objectives, goals, time horizon and risk tolerance. Asset classes described may not be appropriate for all investors. **Past performance does not guarantee future results, and no forecast should be considered a guarantee either.**

Information and opinions provided by third parties have been obtained from sources believed to be reliable, but accuracy and completeness cannot be guaranteed. This is an advertising document. This document and its contents have not been reviewed by any regulatory authority.

In Australia: Issued by Threadneedle Investments Singapore (Pte.) Limited ["TIS"], ARBN 600 027 414. TIS is exempt from the requirement to hold an Australian financial services licence under the Corporations Act 2001 (Cth) and relies on Class Order 03/1102 in respect of the financial services it provides to wholesale clients in Australia. This document should only be distributed in Australia to "wholesale clients" as defined in Section 761G of the Corporations Act. TIS is regulated in Singapore (Registration number: 201101559W) by the Monetary Authority of Singapore under the Securities and Futures Act (Chapter 289), which differ from Australian laws.

In Singapore: Issued by Threadneedle Investments Singapore (Pte.) Limited, 3 Killiney Road, #07-07, Winsland House 1, Singapore 239519, which is regulated in Singapore by the Monetary Authority of Singapore under the Securities and Futures Act (Chapter 289). Registration number: 201101559W. This advertisement has not been reviewed by the Monetary Authority of Singapore.

In Hong Kong: Issued by Threadneedle Portfolio Services Hong Kong Limited 天利投資管理香港有限公司. Unit 3004, Two Exchange Square, 8 Connaught Place, Hong Kong, which is licensed by the Securities and Futures Commission ("SFC") to conduct Type 1 regulated activities (CE:AQA779). Registered in Hong Kong under the Companies Ordinance (Chapter 622), No. 1173058.

In Japan: Issued by Columbia Threadneedle Investments Japan Co., Ltd. Financial Instruments Business Operator, The Director-General of Kanto Local Finance Bureau (FIBO) No.3281, and a member of Japan Investment Advisers Association and Type II Financial Instruments Firms Association.

In the UK: Issued by Threadneedle Asset Management Limited. Registered in England and Wales, Registered No. 573204, Cannon Place, 78 Cannon Street, London EC4N 6AG, United Kingdom. Authorised and regulated in the UK by the Financial Conduct Authority.

In the EEA: Issued by Threadneedle Management Luxembourg S.A. Registered with the Registre de Commerce et des Societes (Luxembourg), Registered No. B 110242, 44, rue de la Vallée, L-2661 Luxembourg, Grand Duchy of Luxembourg.

In Switzerland: Issued by Threadneedle Portfolio Services AG, Registered address: Claridenstrasse 41, 8002 Zurich, Switzerland.

In the Middle East: This document is distributed by Columbia Threadneedle Investments (ME) Limited, which is regulated by the Dubai Financial Services Authority (DFSA). For Distributors: This document is intended to provide distributors' with information about Group products and services and is not for further distribution. For Institutional Clients: The information in this document is not intended as financial advice and is only intended for persons with appropriate investment knowledge and who meet the regulatory criteria to be classified as a Professional Client or Market Counterparties and no other Person should act upon it.

Columbia Threadneedle Investments is the global brand name of the Columbia and Threadneedle group of companies.

Valid to Jan 2024 | 5414032 | WF295675_01/23